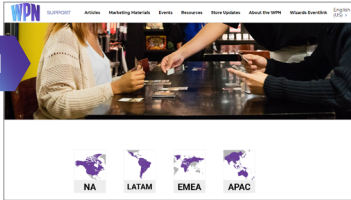


How to sign up for WPN Premium


Want to level up your Membership? Follow the steps!

1




Go on askwpn.wizards.com and click on “EMEA”

2



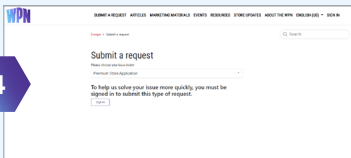
On the top left of the page, click on “Submit Request” button

3



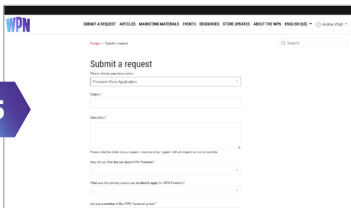
Select “Premium Store Application” in the dropdown menu and then click on “Sign In” (if you are already signed in skip to box 5)

4



Log in with your Wizards Account (if you don't have one, click on the top right on “Register” to create one)

5




Fill all the fields and upload a video of the store, then click on “Submit” and wait for our response!

How to prepare a Premium application video

Here are the guidelines to shoot the perfect video for your Premium Store Application!



Please send us the recording (between 4 and 7 minutes long) through a **permanent link** only, allowing download. Google Drive is the best option. Please make sure we don't need a password to access.



Record the video **horizontally** and don't flip the camera while shooting.



At the time the video is shot, there should be no customers in the store.



Please, shoot the video at an adequate speed taking care of highlighting surroundings, entrance, sales area, counter, play space, bathrooms etc.



Please do not edit the video or add music or comments. Let the store speak for itself.